INTERIOR

BIOFA
WOHNGESUND & NACHHALTIG

Item no.
3051, 30511-4, 3052, 3053

SOLIMIN Silicate Paint

solvent-free, mineral wall paint

3051 white, 30511-4 colored, 3052 medium base, 3053 transparent base

1 l - 4 l - 10 l

Wall paint for walls and ceilings.
For old and new plasters, textured and smooth plasters, firmly adhering old coats.
Ideal for damp rooms.

- **Ready-to-use silicate paint according to DIN 18 363 / Part C 2.4.1**
- **Crystal Clear Ingredient Declaration (www.biofa.de) and low-emission**
- **Made from 96% natural raw materials**
- **Non-combustible**
- **Allergy-neutral**
- **Highly diffusible**
- **Wet abrasion resistance class 2**
- **Contrast ratio / hiding power class 2**
- **Certificates: Natureplus and QNG-Ready**
- **Without addition of preservatives**
- **Has a disinfecting effect due to the product's own alkalinity**

natureplus®
No. 0602-1001-031-1
sustainable building and housing

ÉMISSIONS DANS L'AIR INTÉRIEUR*
A+
A+ A B C
Indoor air emissions

CERTIFIED SUSTAINABLE PRODUCT
QNG READY
SENTINEL HOLDING INSTITUT
www.sentinel-haus.de
tested healthier products

Properties:

Particularly suited for public facilities and all walls and ceilings in residential area, baths, kitchens, stairwells and basements. Ideal for wet areas. Suited for all lime, cement and gypsum-based plasters, clay plaster, concrete, lime-sand stone, exposed masonry, woodchip wallpaper, fiberglass fabrics and old mineral and dispersion paints.

Shade mixtures:

SOLIMIN silicate paint can be tinted with BIOFA colour pigments 1301-1313 and 1305-1307 or ex works according to the BIOFA SILIC Colour Chart for silicate paints.
Please observe the Technical Data Sheet for the color pigments!

The information and instructions in the technical leaflet are binding. Prior consultation with the application engineering department of BIOFA is required if a deviation from these specifications is necessary.
The generally accepted construction engineering practices must be observed. All previous information is null and void after the publication of this leaflet.
BIOFA Naturprodukte W. Hahn GmbH, Dobelstr. 22, D-73087 Bad Boll Germany, www.biofa-de.com, Tel. 07164-9405-0, Fax 07164-9405-96

Ingredients:

Water, chalk, potassium silicate, titanium oxide, color pigments depending on hue, talcum, Acrylate resin dispersion, stabilizer, thickening agent, anti-foaming agents, wetting agents.

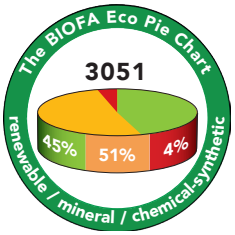

Processing steps:

1. Preparation: Substrate must be dry, absorbent, clean, and must have good adhesion. Remove all traces of varnish, latex, oil, and synthetic resin paint. **Cover surfaces sensitive to alkalines!** Carefully repair hairline and shrink cracks and all other plaster damage with fillers. Remove surface oil stains with appropriate cleaner or soap solution, then rinse with plenty of water. Grind off sintered lime areas. Prior to coating, note the drying times of new concrete or plaster:
Concrete: at least 30 days of drying time
Plaster: at least 10 days of drying time
Always pre-treat heavily absorbent or crumbling substrates with Universal Fixative 1440. Apply a primer coat with BIOFA SOLIMIN Quartz Brush-on Plaster white 3055 to give very smooth substrates like sheet rock panel a texture and better adhesion.
Attention! If the SOLIMIN Silicate Paint system is applied on dry-installed panels (sheet rock, Fermancel, etc.) with subsequent wall glazing technique or onto highly filled plaster substrates, the entire substrate must be primed with undiluted SOLIMIN Special Primer 3046 after filler is applied and after sanding. The following silicate paint coat is applied undiluted with a thin film. Failure to do so may result in joints and filler locations to bleed through, or the construction panels may absorb too much moisture and form cracks if the silicate paint is excessively diluted. A primer coat of SOLIMIN Special Primer 3046 must also be applied for absorbent wall paints.
On wall-papered substrates on which the wallpaper was removed, the substrate surface must be surface sanded (60-100 grit), and all dust must be removed (brush off or vacuum off first, then wipe of with wet rag), or thoroughly clean with brush and hot water. Prime with Universal Primer 1440 after 24 hours of drying time. Wallpaper glue rests can cause adhesion problems.
Important notes: When coating various substrates with aqueous, open-pore painting systems, certain substances such as lignin, nicotine, rust, various salts, but also moisture can bleed through from the substrate and/or can result in discoloration or differences in hue. It is therefore essential to test the substrate for suitability and to conduct tests before use (sample surfaces). Observe VOB!
2. Base coat After thoroughly mixing, apply the silicate paint with a roller, brush, or airless sprayer. For bold color tones, mix equal parts of SOLIMIN colored 30511-4 and SOLIMIN white 3051 for the primer coat. Dilute with 5-10 % of water or BIOFA Universal Primer 1440 for the first coat. Only dilute with BIOFA Universal Primer 1440 for highly-absorbent or crumbling substrates.
3. Topcoat The top coat is applied undiluted. Add 3-5 % of water or primer 1440 only as needed.
Important: Ensure uniform paint application! Work wet on wet toward and along edges! Only use soft paint rollers that can absorb sufficient material! Test before use! Ensure sufficient fresh air circulation when processing and drying the products! Do not use below 5 °C!
4. Equipment cleaning Immediately after use, clean with BIOFA Brush Cleaner 0600 and water. Remove dried spots with BIOFA NATOLE 4060.

Recommended Utensils and Companions:




1. 009977 / 009992 /009991 Professional wall paint roller 100 mm / 180 mm / 270 mm
2. 009994 Textured roller rough 180 mm for a coarse wall structure
3. 009952 / 009996 / 009954 Roller bracket 100-120 mm / 180-200 mm / 250-270 mm
4. 009973 Tool handle
5. 009909 / 009910 Flat brush, professional quality 40 mm / 60 mm for waterbased products
6. 0600 BIOFA Brush cleaner for cleaning the working equipment

Drying:

SOLIMIN white can be painted over after approx. 5 hrs., SOLIMIN colored after 16-24 hrs. Allow to dry for at least 24 hours for glazing technique.

Consumption/yield per coat

120 ml/m^2 or 8-9 m^2/l for normally absorbing substrate.

Storage:

Keep cool, away from frost, dry and properly sealed. Process opened container promptly. Minimum shelf life of opened containers: 1 year!
Attention: May thicken if stored at excessively high temperatures.

Container:

1 l PET plastic can
4 l and 10 l PET plastic bucket

The information and instructions in the technical leaflet are binding. Prior consultation with the application engineering department of BIOFA is required if a deviation from these specifications is necessary. The generally accepted construction engineering practices must be observed. All previous information is null and void after the publication of this leaflet.
BIOFA Naturprodukte W. Hahn GmbH, Dobelstr. 22, D-73087 Bad Boll Germany, www.biofa-de.com, Tel. 07164-9405-0, Fax 07164-9405-96

Disposal:

Deposit liquid product leftovers at collection point for old paints/ old varnishes, and/or dispose in compliance with local statutory regulations. Minor leftovers and soaked processing materials can be disposed in the household waste after drying out.
Only recycle fully emptied and cleaned containers. Not completely emptied and cleaned containers must be treated and disposed like the product!

German Waste Classification Directive [Abfallverzeichnis Verordnung - AVV] **waste code iaw. European waste classification:** 08 01 12

Hazard statements/safety advice:

Caution! Hazardous respirable aerosols may be formed during spraying. Do not inhale aerosol or mist. Keep out of the reach of children. Coating material is strongly alkaline. Protect eyes and skin from contact. In case of contact with eyes or skin, rinse immediately and thoroughly with water. If medical advice is required, have the packaging or label ready. When spraying, do not inhale the spray mist and wear suitable respiratory protection (combination filter A2 / P2). Use respiratory protection (dust filter P2) during grinding work. Wash off paint splashes on all types of surfaces immediately and thoroughly with water. Ensure good ventilation during processing and drying. Do not allow it to get into the sewage system, waterways or the ground.

Safety data sheet available on request

VOC-Labelling in accordance with the Decopaint regulation and the German Paint VOC Regulation:
EU threshold (Cat. A/a): 30 g/l (2010)
3051 3051 1-4, 3052, 3053 contain max. 1 g/l VOC

GISCODE: BSW10

SHI product passport:

Healthy living - find products - certify buildings

All relevant product qualities regarding health compatibility and environmental impact of the product, which are required to achieve sustainable building certifications, can be found in the SHI product passport.

This QR code will take you to the SHI product passport for BIOFA SOLIMIN Silicate Paint for indoors 3051, 3051 1-4:

The information and instructions in the technical leaflet are binding. Prior consultation with the application engineering department of BIOFA is required if a deviation from these specifications is necessary. The generally accepted construction engineering practices must be observed. All previous information is null and void after the publication of this leaflet.
BIOFA Naturprodukte W. Hahn GmbH, Dobelstr. 22, D-73087 Bad Boll Germany, www.biofa-de.com, Tel. 07164-9405-0, Fax 07164-9405-96